



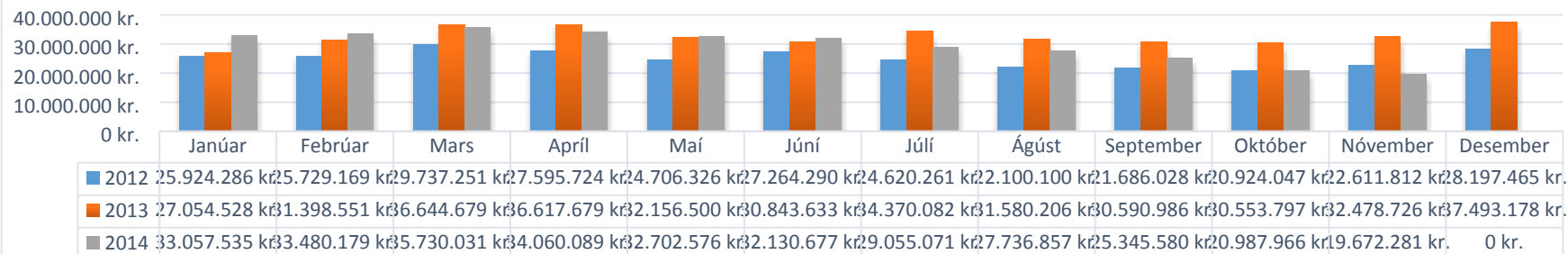
FJÖLSKYLDUÞJÓNUSTA HAFNARFJARÐAR

HELSTU LYKILTÖLUR

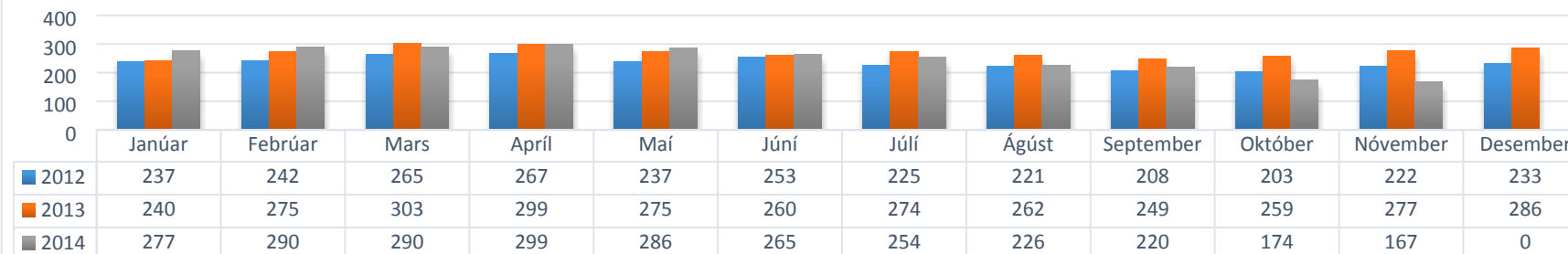


DESEMBER 2014
TINNA DAHL CHRISTIANSEN

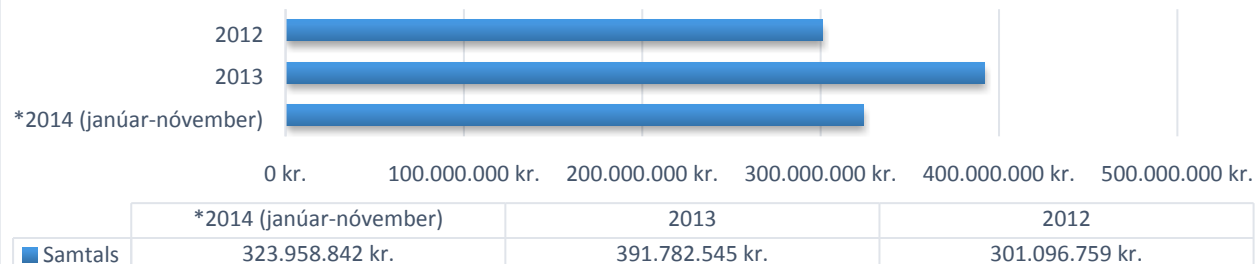
Fjárhagsaðstoð



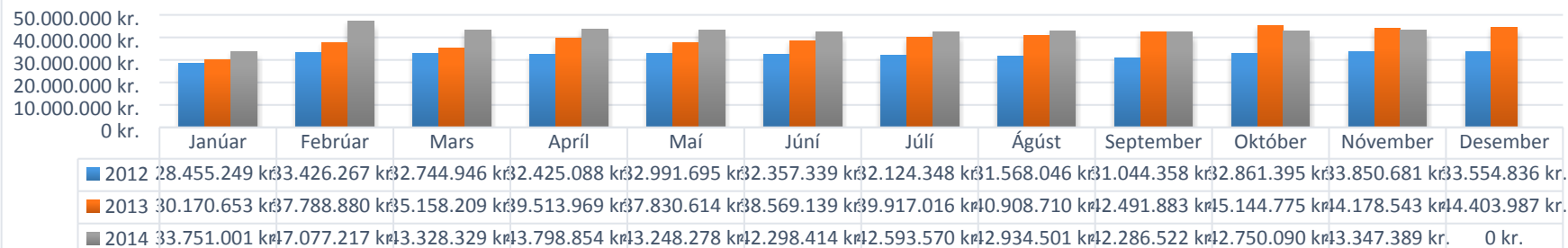
Fjárhagsaðstoð - fjöldi einstaklinga



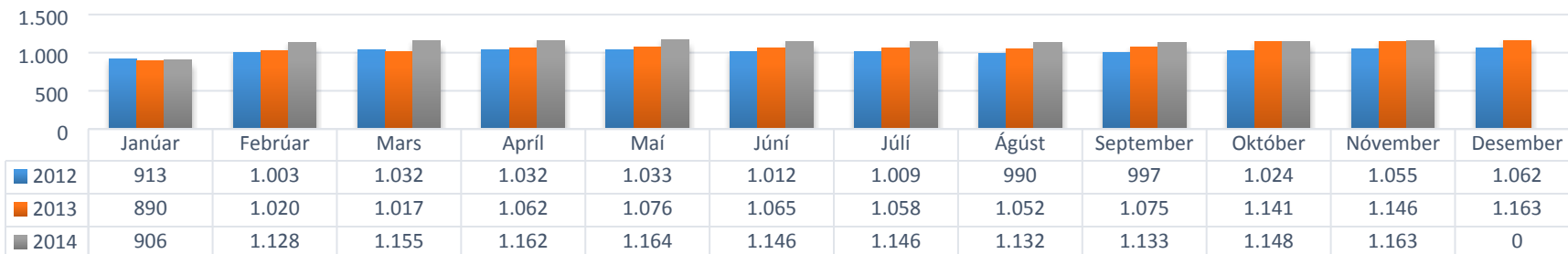
Fjárhagsaðstoð (rauntölur)



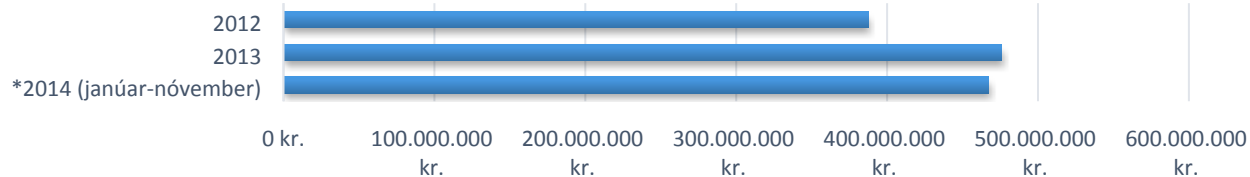
Húsaleigubætur



Húsaleigubætur - fjöldi einstaklinga

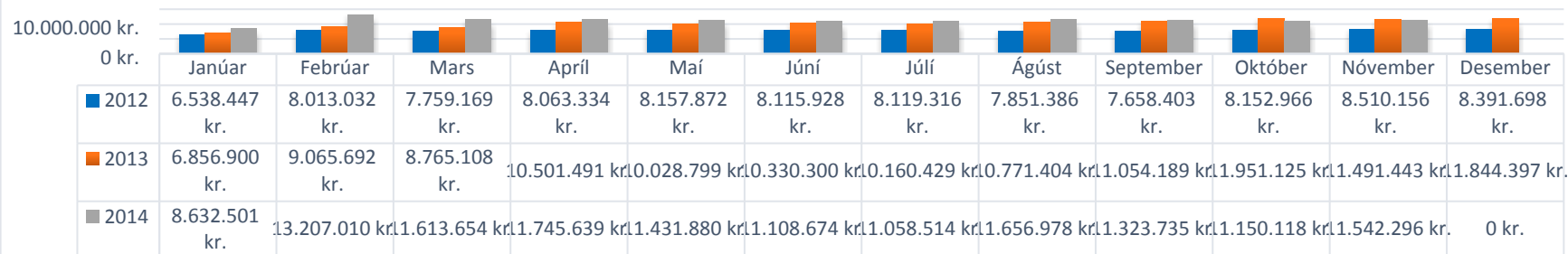


Húsaleigubætur (rauntölur)

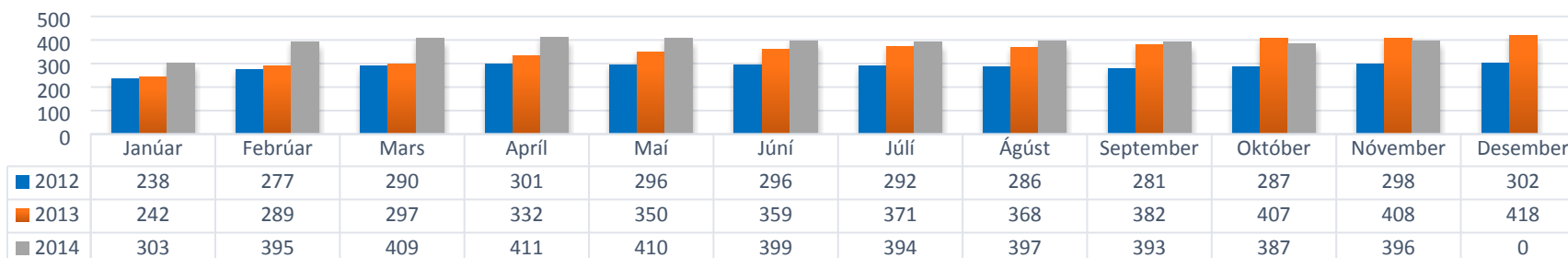


	*2014 (janúar-nóvember)	2013	2012
■ Samtals	467.414.165 kr.	476.076.378 kr.	387.404.248 kr.

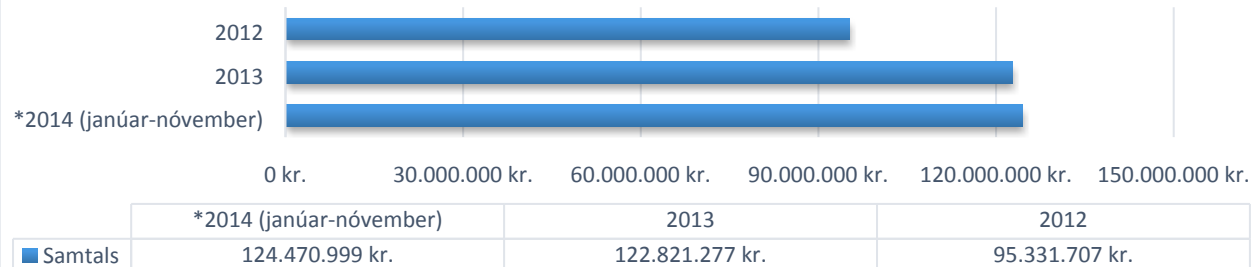
Sérstakar húsaleigubætur



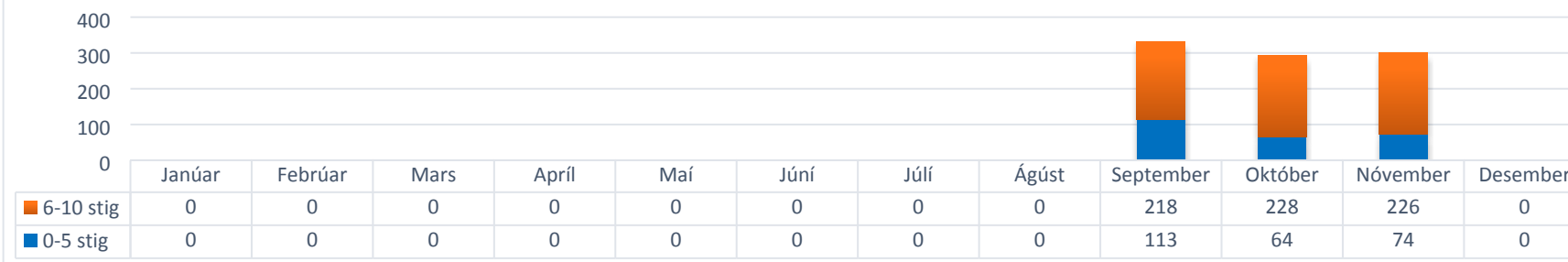
Sérstakar húsaleigubætur - fjöldi einstaklinga



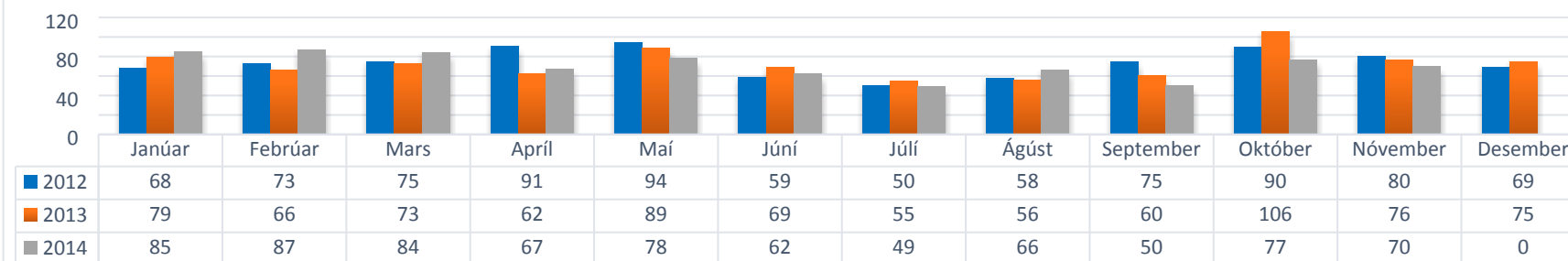
Sérstakar húsaleigubætur (rauntölur)



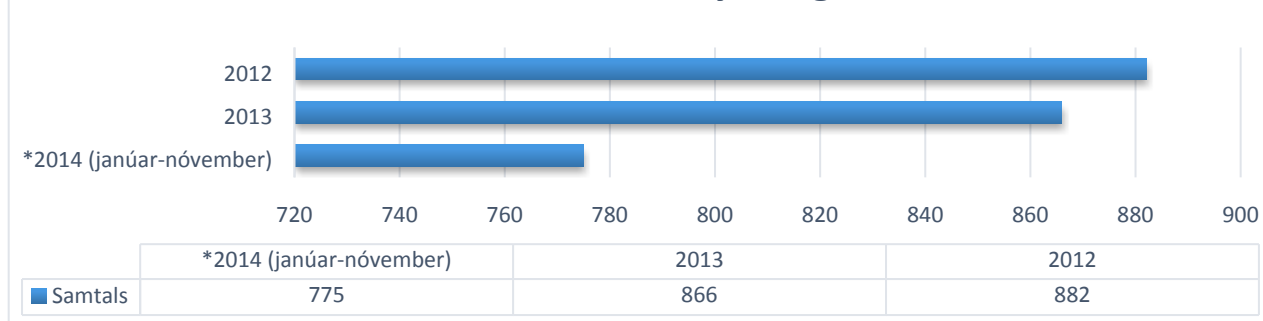
Biðlisti eftir félagslegu húsnæði



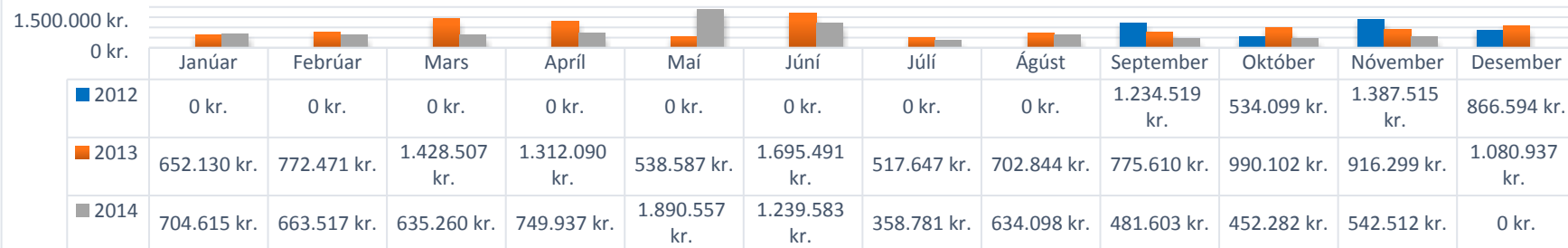
Barnaverndartilkygningar



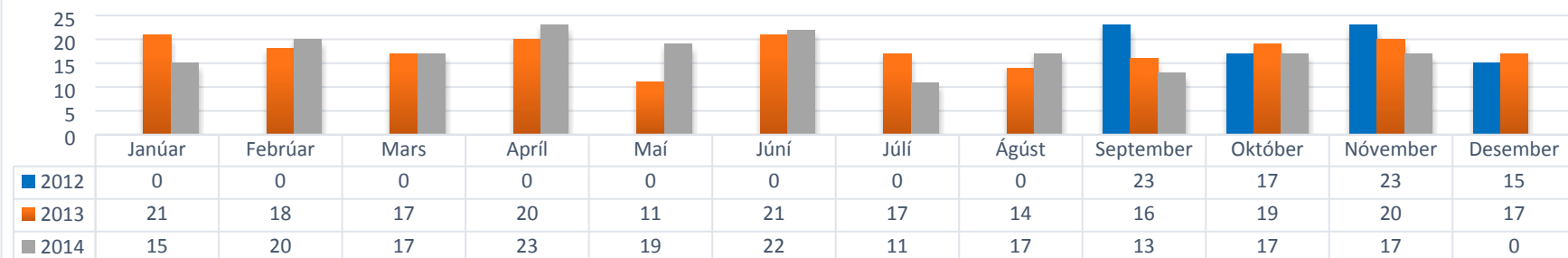
Barnaverndartilkygningar



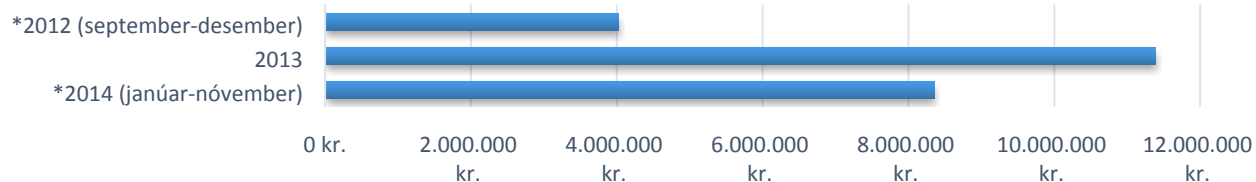
Barnavernd - fjárhagsaðstoð



Barnavernd - fjárhagsaðstoð - fjöldi einstaklinga



Barnavernd - fjárhagsaðstoð (rauntölur)



	*2014 (janúar-nóvember)	2013	*2012 (september-desember)
■ Samtals	8.352.745 kr.	11.382.715 kr.	4.022.727 kr.

Vistgreiðslur

	Janúar	Febrúar	Mars	Apríl	Maí	Júní	Júlí	Ágúst	September	Október	Nóvember	Desember
■ 2012	6.216.348 kr.	6.483.620 kr.	7.253.911 kr.	6.745.142 kr.	6.850.976 kr.	6.175.824 kr.	6.249.030 kr.	6.041.187 kr.	6.536.071 kr.	5.313.569 kr.	5.057.777 kr.	5.743.638 kr.
■ 2013	5.286.726 kr.	5.684.678 kr.	5.750.242 kr.	5.753.875 kr.	6.133.356 kr.	6.159.159 kr.	7.066.136 kr.	6.932.871 kr.	7.283.771 kr.	8.311.475 kr.	7.138.139 kr.	7.371.471 kr.
■ 2014	7.724.373 kr.	8.599.858 kr.	10.108.719 kr.	12.002.758 kr.	14.112.405 kr.	14.088.016 kr.	14.045.755 kr.	14.250.736 kr.	7.332.008 kr.	10.013.939 kr.	13.350.319 kr.	0 kr.

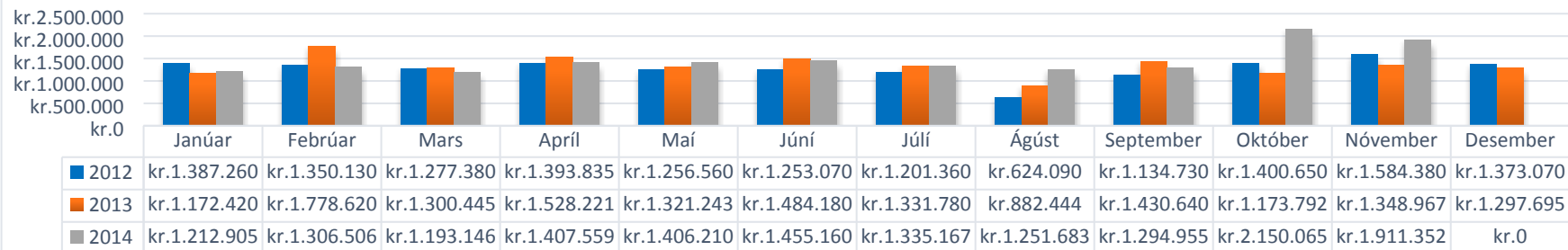
Vistgreiðslur - fjöldi einstaklinga

	Janúar	Febrúar	Mars	Apríl	Maí	Júní	Júlí	Ágúst	September	Október	Nóvember	Desember
■ 2012	34	31	33	34	35	33	34	31	34	29	30	31
■ 2013	25	29	27	27	30	34	34	40	38	41	37	42
■ 2014	37	41	44	46	50	46	49	44	42	50	50	0

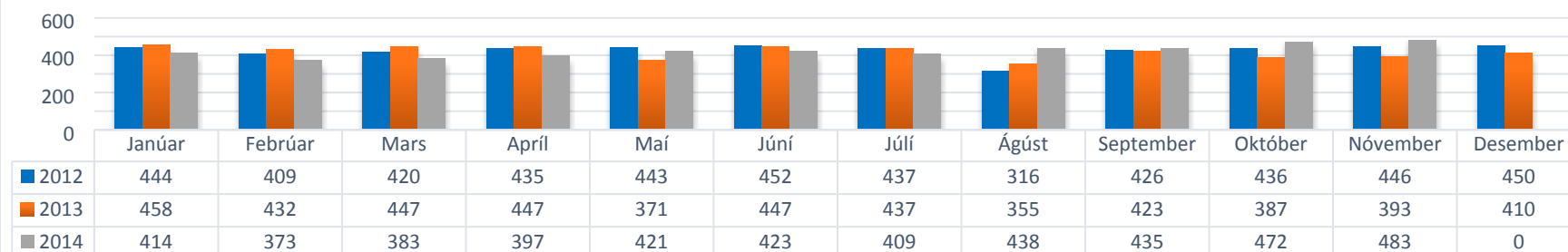
Vistgreiðslur (rauntölur)



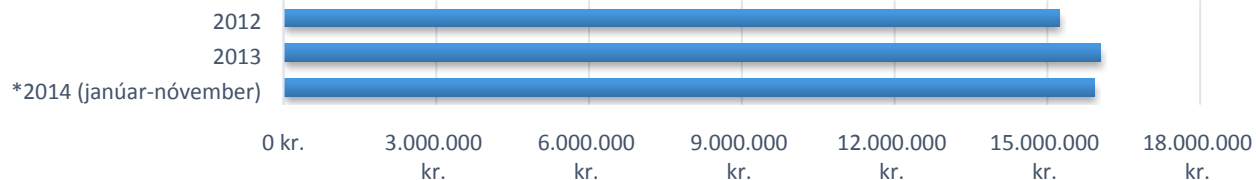
Heimilishjálp



Heimilishjálp - fjöldi einstaklinga

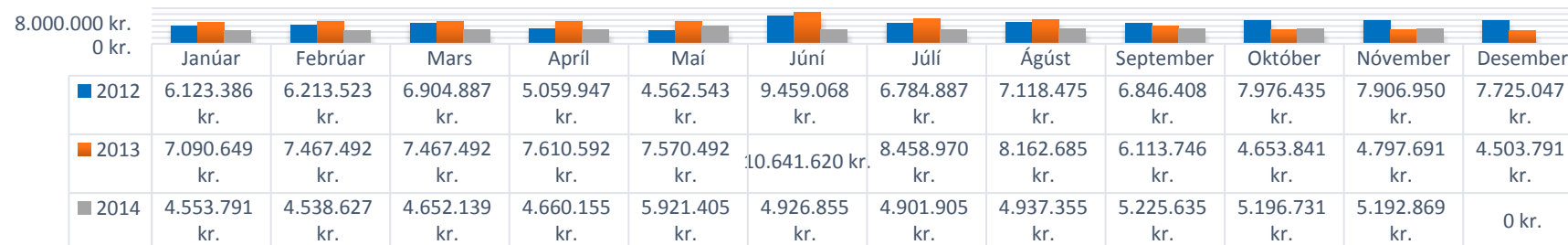


Heimilishjálp (rauntölur)

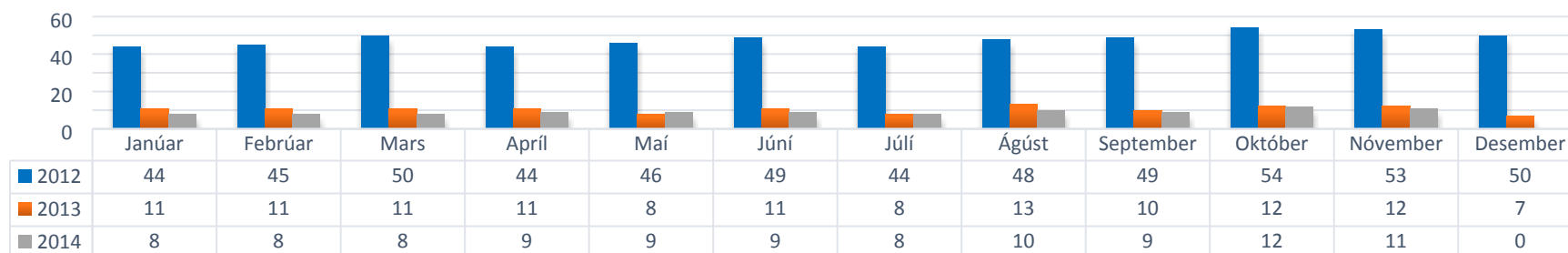


	*2014 (janúar-nóvember)	2013	2012
■ Samtals	15.924.708 kr.	16.050.447 kr.	15.236.515 kr.

MFF Þjónusta og stuðningur



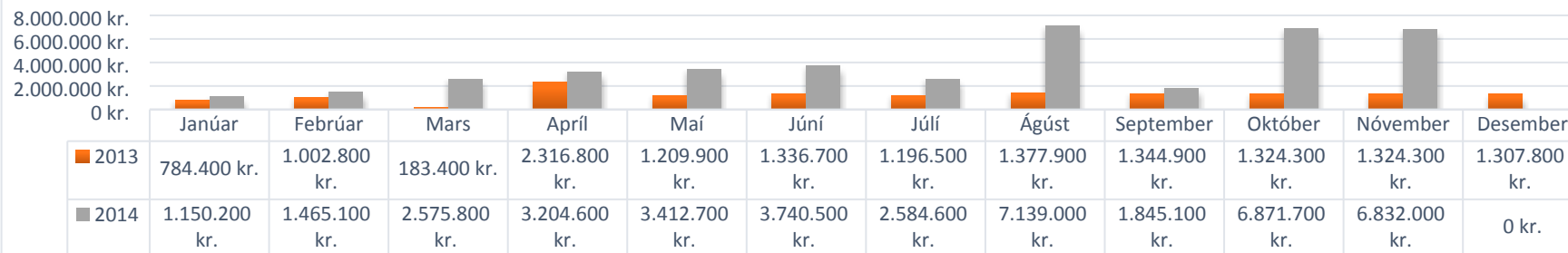
MFF Þjónusta og stuðningur - fjöldi einstaklinga



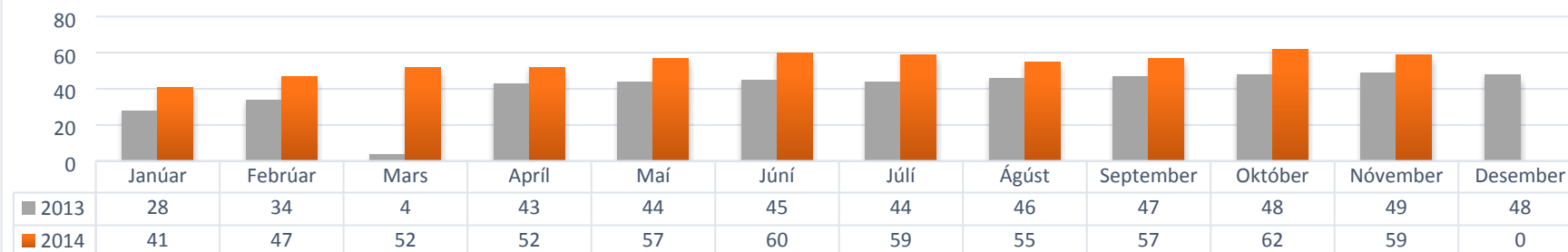
MFF Þjónusta og stuðningur (rauntölur)



MFF Stuðningsfjölskyldur



MFF Stuðningsfjölskyldur - fjöldi einstaklinga



MFF Stuðningsfjölskyldur (rauntölur)

